

The background features abstract, overlapping geometric shapes in various shades of blue, primarily on the left and right sides, framing the central white area where the text is located.











































# Year 1 Phonics Screening

# What is the challenge?

- ▶ Every Year 1 child in the country will take a phonics screening check in June, this year.
- ▶ The check is very similar to tasks the children already complete during phonics lessons.
- ▶ The focus of the check is to provide evidence of children's decoding and blending skills, not to test their vocabulary.

# What is Phonics?

- ▶ Children are taught to read by breaking down words into separate sounds or 'phonemes'. They are then taught how to blend these sounds together to read the whole word.
- ▶ There are around 40 different sounds.
- ▶ Children have a 20 minutes discrete phonics lessons each day which consolidates and extends work begun in the Foundation Stage.

|  |  |   |   |   |   |   |   |   |   |  |  |  |  |
|--|--|---|---|---|---|---|---|---|---|--|--|--|--|
| a<br>     | o<br>       | x<br>          | t<br>            | e<br>              | p<br>             | r<br>    | i<br>  | n<br>  | m<br>    | h<br> | b<br> | d<br> | g<br> |
| s ss<br>  | c k ck<br>  | q qu<br>       | u oo<br>       | j<br>            | y<br>            | ch<br>   | sh<br> | th<br> | w wh<br> |  |  |  |  |
| v<br>     | f ff ph<br> | ow ou<br>      | l ll<br>       | oa ow oe o e<br> | oo ue ew u e<br> | ar<br>   |   |   |   |  |  |  |  |
| ng<br>    | z zz<br>    | ai ay a e<br>  | ear<br>        | igh ie i e<br>   | ee e e ea<br>    | air<br> |   |   |   |  |  |  |  |
| ure<br> | oi oy<br> | or aw au<br> | er ur ir<br> | I no go the to into<br>he she we me be was  |   |   |   |   |   |  |  |  |  |
| you  | they   | all   | are   | my  | her   | said  | have  | like  | so  | do   | come   | some   |  |
| were   | there  | little  | one   | when  | out   | what  |   |   |   |  |  |  |  |

# What happens during the phonics check?



- ▶ The check takes approximately 4 to 9 minutes to complete.
- ▶ Children will be asked to ‘sound out’ a word and blend the sounds together. e.g. d-o-g - dog.
- ▶ The check will consist of 40 words and non-words.
- ▶ Children will be told if the word is a real or ‘alien’ word, with a corresponding alien image.

# Examples of words

in

ot




at

vap



beg

osk



sum

ect



# How will it be administered?

- ▶ I will conduct all of the screening checks with the children.
- ▶ The children will complete the check, one to one , in a quiet area of the school.
- ▶ We are not permitted to indicate to the children at the time whether they have correctly sounded out and/or blended the word.

# When will it happen?

- ▶ The screening will take place throughout the week beginning Monday 13th June.
- ▶ It has been designed so that children of all abilities will be able to take part.



# The results

- ▶ The school will inform you of whether your child falls below OR has met the national standard. (The threshold being determined by DfE).
- ▶ Results will be reported home in July.
- ▶ If your child does fall below the expected standard, they will re-take the phonics screening check in Year 2.

# How can you help?

Encourage your child to 'sound out' when reading or writing.  
Focusing particularly on spotting more unusual sound patterns.

Digraph- 2 letters making one sound

*cow*

Trigraphs- 3 letters making one sound

*night*

Split digraphs- 2 vowels with a consonant in between

*spine* - *i\_e*

Alternative sounds- the various ways of making a sound

*e.g. ai- a-e, a, ay, eigh & ey*

# How can you help?

Revisit some of the phonics sheets that have been sent home.  
Children can practise their phonics by playing games online.  
The children particularly like:

- ▶ Buried Treasure
- ▶ Poopdeck Pirates
- ▶ Picnic on Pluto

Please make sure that they  
practise a mixture of real and  
alien words.



# How can you help?

REMEMBER: Phonics is not the only way you become a good reader. Continue to read with your child each night and encourage them to:

- ▶ Sound out, re-read to check it makes sense, and use pictures for clues.
- ▶ Ask questions about the book.
- ▶ And most importantly **ENJOY READING!**

